

SPECIFICATIONS PROPOSAL & BID DOCUMENT

IALHB0664-18 – 024
Property: 422 S Cecelia Street

Sioux City, Iowa

Lead Based Paint Remediation must be completed in 10 days from receiving the Notice to Proceed

All projects with costs of \$20,000 or more are subject to HUD's pre-approval prior to issuance of a Notice to Proceed.

**BIDS ARE DUE at the following location on XXXXXXXX no later than 4:00 p.m.
City of Sioux City: Neighborhood Services Division
Attn: Ron Engle
405 6th Street, Room 305
P.O. Box 447
Sioux City, IA 51102**

NON-COLLUSION AFFIDAVIT OF PRIME BIDDER

STATE OF)) SS:
COUNTY OF)

_____, being first duly sworn, deposes and says that:

- (1) He is _____ of
(Owner, partner, office, representative, agent, other, explain)
_____, the Bidder that has submitted the attached Bid;
- (2) He is fully informed respecting the preparation and contents of the attached Bid and of all pertinent circumstances respecting such bid;
- (3) Such Bid is genuine and is not a collusive or sham Bid;
- (4) Neither the said Bidder nor any of its officers, partners, owner, agents, representatives, employees or parties in including this affiant, nor any employee or official of the City of Sioux City has in any way colluded, conspired, connived or agreed, directly or indirectly, with any other Bidder, firm or person to submit a sham bid in connection with the Contract for which the attached Bids have been submitted or to refrain from bidding in connection with such Contract, or has in any manner, directly or indirectly, sought by agreement or collusion or communication or conference with any other Bidder, firm or person to fix the price or prices in the attached Bid or of any other Bidder, or to fix overhead, profit or cost element of the Bid price or the Bid price of any other Bidder, or to secure through any collusion, conspiracy, connivance or unlawful agreement, any advantage against the City of Sioux City or the owner of the property interested in the proposed contract;
- (5) The prices quoted in the attached Bid are fair and proper and are not tainted by any collusion, conspiracy, connivance or unlawful agreement on the part of Bidder or any of its agents, representatives, owners, employers or parties in interest including this affiant, or by any employee or official of the City of Sioux City.

SIGNED

TITLE

**SIOUX CITY
LEAD HAZARD CONTROL PROGRAM
BID AND PROPOSAL**

PROJECT SPECIFICATIONS FOR PROPERTY LOCATED AT:

**422 S Cecelia Street
Sioux City, Iowa 51106**

The proposal of _____ (hereinafter called "Bidder"), organized and existing under the laws of the State of _____ doing business as * _____. (*Insert "a corporation", "a partnership", or "an individual" as applicable.)

To the City of Sioux City, Iowa (hereinafter called "COMMUNITY").

In compliance with your Advertisement for Bids, BIDDER hereby proposes to perform all WORK for the project located at the above referenced property certifies, and, in the case of a joint BID, each party thereto certifies as to his own organization, that this BID has been arrived at independently, without consultation, communication, or agreement as to any matter related to this BID with any other BIDDER or with any competitor.

BIDDER hereby agrees to commence work under this proposal on or before a date to be specified in the Notice to Proceed.

BIDDER acknowledges receipt and complete understanding of the Instructions to Bidder:

Printed or typed name of BIDDER / CONTRACTOR

Signature of BIDDER / CONTRACTOR

LINE ITEM PRICING

(CONTRACTOR TO VERIFY QUANTITIES DURING WALKTHROUGH)

NOTE(S): 1) All finish work to be completed per the Bidding Instructions. 2) You are responsible for repairing any damage to components remaining in place (i.e. header and casings as part of window replacement). 3) Per Iowa Admin Code 641-70.2(135) ““Paint Stabilization” means repairing any physical defect in the substrate...”			
LINE	ITEM		LEAD
#	INTERIOR DIVISION	LIRA	PRICE
1	Basement, Room 1, Windows (#14,15) – Abatement - Remove and replace Window Components. Remove any unnecessary storm windows and ensure all painted surfaces exposed by the activity are covered in a suitable weather resistant material that matches the surrounding. Caulk seams to create dust tight seal.		
2	Basement, Room 1, Window (#17) – Abatement - Remove and replace Header, Casing and Sill. If any portion of the previously stated components cannot be removed or is exposed please cover that portion in a wear-resistant material and caulk the seams to create a dust-tight seal. Paint the components to match the surrounding.		
3	Basement, Room 1, Entry Door Frame (Side C) – Strip paint from components and photograph for documentation, repaint with two coats of high quality appropriate paint.		
4	Floor 1, Kitchen, Wall & Ceiling (All) – Interim – Paint Stabilization followed by two coats of high quality appropriate paint. Repaint to match existing.	12	
5	Floor 1, Kitchen, Windows (#8,9) – Abatement - Remove and replace Window Components. Remove any unnecessary storm windows and ensure all painted surfaces exposed by the activity are covered in a suitable weather resistant material that matches the surrounding. Caulk seams to create dust tight seal.		
6	Floor 1, Kitchen, Entry Door, Stop, Threshold, Sill (Side D) – Abatement – Strip paint from all and photograph for documentation, repaint all with two coats of high quality appropriate paint.		
7	Floor 1, Dining Room, Walls B,C,D & Ceiling – Interim – Paint Stabilization followed by two coats of high quality appropriate paint. Repaint to match existing.		
8	Floor 1, Dining Room, Windows (#s 10-12) – Abatement - Remove and replace Window Components. Remove any unnecessary storm windows and ensure all painted surfaces exposed by the activity are covered in a suitable weather resistant material that matches the surrounding. Caulk seams to create dust tight seal.		
9	Floor 1, Hallway, Wall B,C & Ceiling – Interim – Paint Stabilization followed by two coats of high quality appropriate paint. Repaint to match existing.		

10	Floor 1, Bedroom 2, Windows (#s 6,7) – Abatement - Remove and replace Window Components. Remove any unnecessary storm windows and ensure all painted surfaces exposed by the activity are covered in a suitable weather resistant material that matches the surrounding. Caulk seams to create dust tight seal.		
11	Floor 1, Bedroom 1, Window (#5) – Abatement - Remove and replace Window Components. Remove any unnecessary storm windows and ensure all painted surfaces exposed by the activity are covered in a suitable weather resistant material that matches the surrounding. Caulk seams to create dust tight seal.		
12	Floor 1, Living Room, Wall B,C,D & Ceiling - Interim - Paint Stabilization followed by two coats of high quality appropriate paint. Repaint to match existing.		
13	Floor 1, Living Room, Windows (#s 1-4,13) – Abatement - Remove and replace Window Components. Remove any unnecessary storm windows and ensure all painted surfaces exposed by the activity are covered in a suitable weather resistant material that matches the surrounding. Caulk seams to create dust tight seal.		
14	Floor 1, Living Room, Entry Door Stop and Sill (Side A) – Abatement - Strip paint from all and photograph for documentation, repaint all with two coats of high quality appropriate paint.		
	EXTERIOR DIVISION		PRICE
NOTE: If due to colder weather, some or all exterior work may be postponed until warmer conditions. Please make sure that your prices incorporate this, as NO change orders will be issued for additional travel expenses.			
***	If any painted areas are exposed during the completion of activities the price to treat those areas to the same level as the line item should be included.		X
15	Exterior, Upper Trim/Eave/Soffit/Fascia/Truss Ends - - Interim - Paint Stabilization followed by two coats of high quality appropriate paint. Repaint to match existing.		
16	Exterior, Window Frame and Sash (#16) – Interim - Paint Stabilization followed by two coats of high quality appropriate paint. Repaint to match existing		
17	Exterior, Exposed Underside of Siding (Side B) – Abatement - Paint Stabilization followed by installation of wear resistant material, caulk seams to create a dust-tight seal.		
18	Exterior, Entry Door, Casing and Header (Side C) – Interim - Paint Stabilization followed by two coats of high quality appropriate paint. Repaint to match existing		
19	Exterior, Entry Door, Casing and Header (Side A) – Interim - Paint Stabilization followed by two coats of high quality appropriate paint. Repaint to match existing		
20	Exterior, Window (#20) – Abatement - Remove and replace Window Components. Remove any unnecessary storm		

	windows and ensure all painted surfaces exposed by the activity are covered in a suitable weather resistant material that matches the surrounding. Caulk seams to create dust tight seal.		
21	Exterior, Porch, Ceiling/Upper Beam/Crown Molding/Eave/Soffit/Fascia (All) – Interim - Paint Stabilization followed by two coats of high quality appropriate paint. Repaint to match existing		
	CLEAN UP AND CONTAINMENT DIVISION		PRICE
	This section includes containment and clean-up and waste removal. It may or may not include wrapping of large pieces of furniture and/or appliances. Contractor must clean dwelling sufficiently to pass clearance testing. If containment is utilized, contractor is responsible for establishing containment. If dwelling does not pass clearance on the first attempt, the contractor is responsible for costs associated with subsequent attempts. This line item shall not exceed \$1,500.		\$
	POST REMEDIATION TESTING AND CLEARANCE		PRICE
	Pre-negotiated price for the entirety of the 2018 LHCG. This amount is payable to Impact 7G., Inc. If there are any failed visual inspections they will be billed at a rate of \$300.00 per occurrence, if there are additional inspections that require dust or soil sampling they will be billed at a rate of \$600.00 per occurrence. Any amounts incurred over the initial \$900.00 are the responsibility of the contractor.		\$ 900

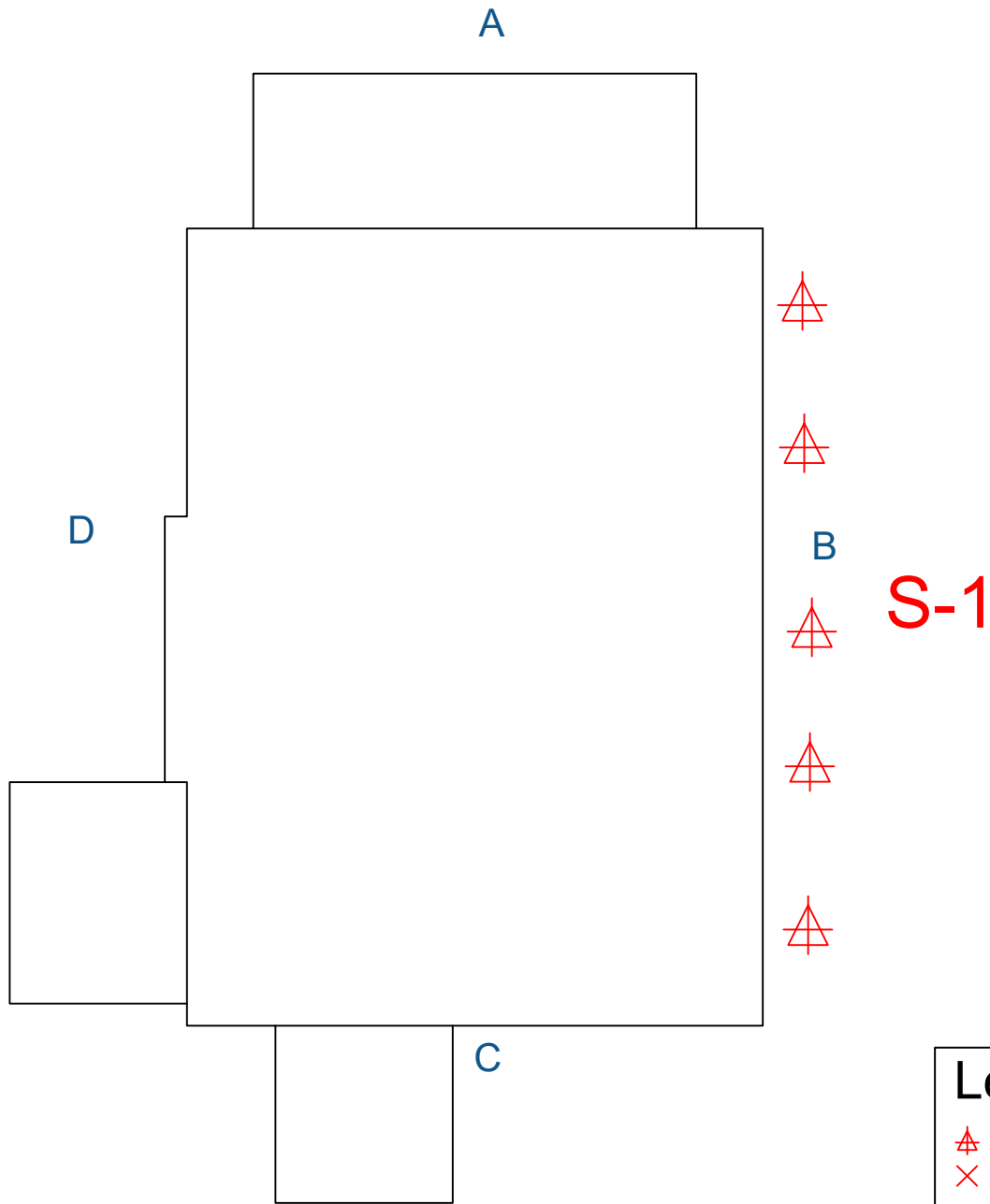
BID SUMMARY (422 S Cecelia Street)		Base Bid Price
INTERIOR DIVISION TOTAL		\$
EXTERIOR DIVISION TOTAL		\$
CLEAN-UP AND WASTE DIVISION TOTAL		\$
TESTING AND CLEARANCE		\$ 900
TOTAL AMOUNT FOR LEAD BASE BID		\$
ALTERNATE BID ITEMS		
		Alternate Pricing
NOTE: Provide the TOTAL cost for the alternate bid items. If an alternate bid item is selected, the provided cost will replace the costs designated in the "Remove Lines."		
Alt	Exterior, Upper Trim, Eave, Soffit, Fascia & Truss Ends – Paint stabilize followed by the installation of a weather resistant material. Caulk seams to create a dust tight seal. This will replace Line Item #15 (Please list full price to complete this line item from current condition)	\$

Alt	Exterior, Porch, Ceiling/Upper Beam/Crown Molding/Eave/Soffit/Fascia (All) – Abatement - Paint Stabilization followed by the installation of a weather resistant material, caulk seams to create a dust tight seal. This will eliminate the need for Line Item #21. (Please list full price to complete this line item from current condition)	
-----	--	--

Section to be filled in by City:

ACCEPTED HEALTHY HOMES ALTERNATES	\$
ACCEPTED LBP ALTERNATES	\$
ADJUSTED BASE BID TOTAL	\$

S Cecelia Street



Legend


- ▲ Soil Sample
- × Dust Sample
- V = Vinyl

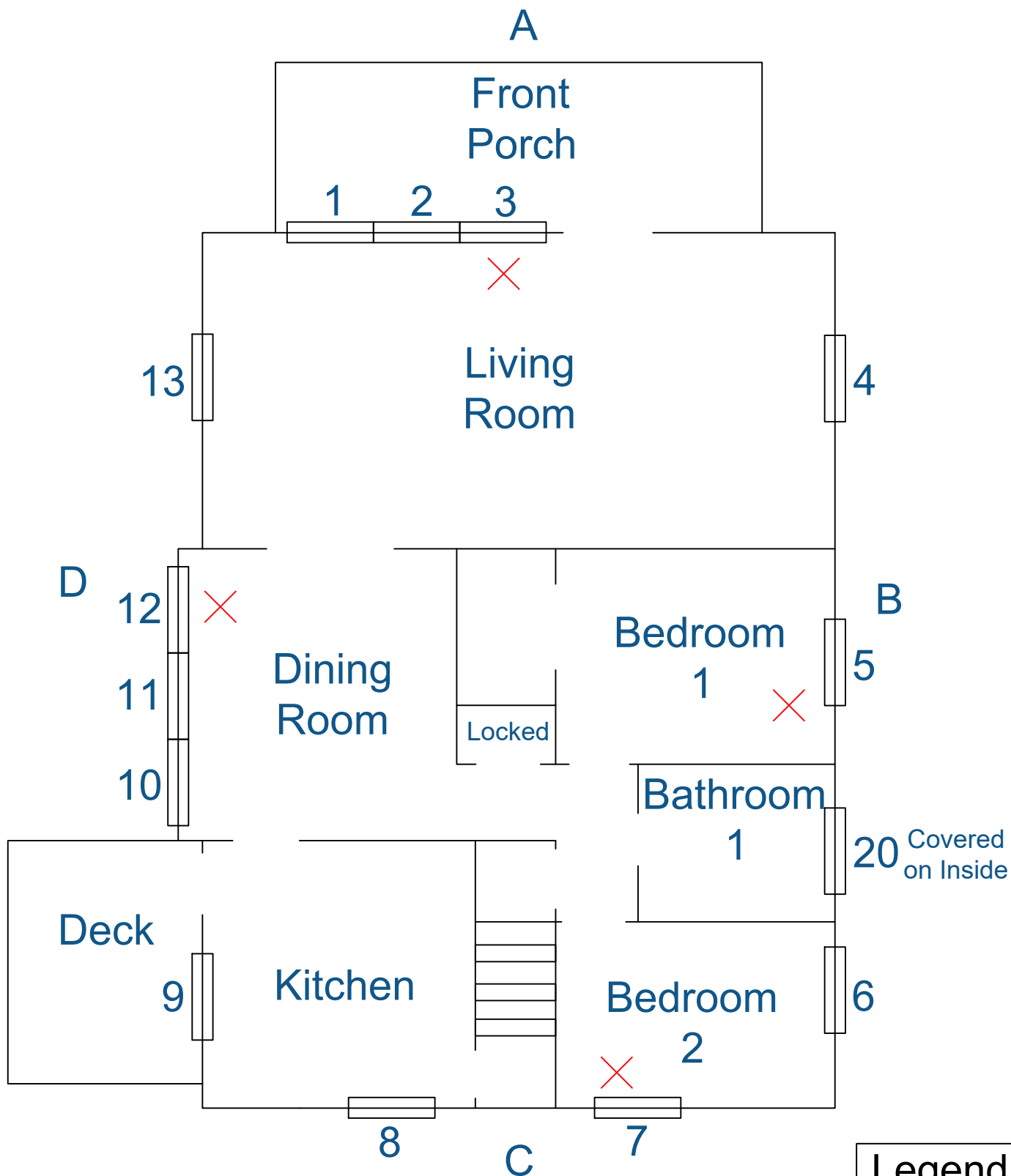


JOB DESCRIPTION: LBP Inspection / Risk Assessment
422 S Cecelia
Sioux City, Iowa

SHEET TITLE: Property Map
Exterior

DATE: 10/02/19
DRAWN BY: TS
CHECKED BY: JR
SCALE: N/A
PROJECT NO: Sioux City LHCG 2018





Legend

- ▲ Soil Sample
- × Dust Sample
- V = Vinyl

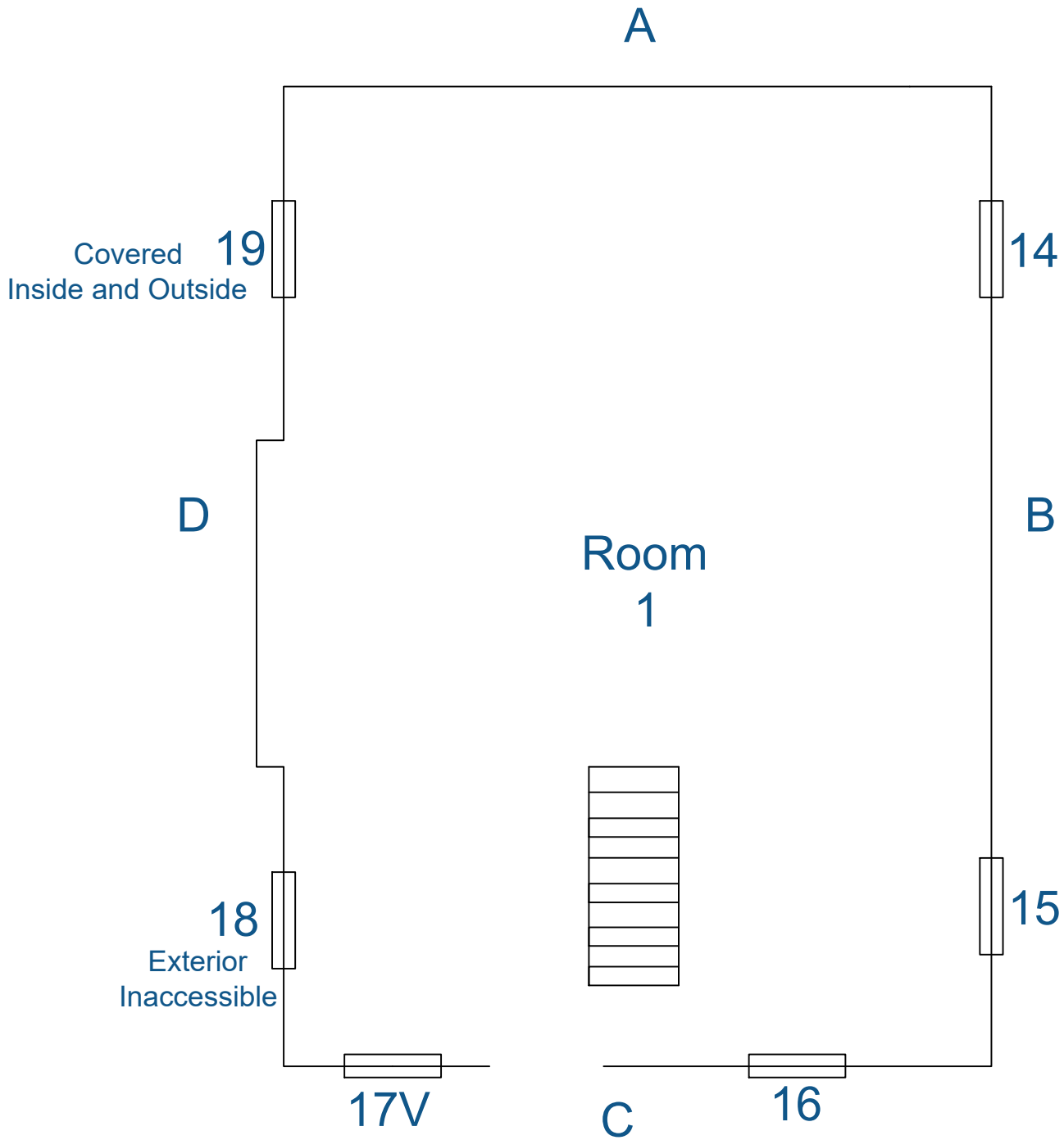


JOB DESCRIPTION: LBP Inspection / Risk Assessment
 422 S Cecelia
 Sioux City, Iowa

SHEET TITLE: Property Map
 1st Floor

DATE: 10/02/19
 DRAWN BY: TS
 CHECKED BY: JR
 SCALE: N/A
 PROJECT NO: Sioux City LHCG 2018





Legend

- ▲ Soil Sample
- × Dust Sample
- V = Vinyl



JOB DESCRIPTION: LBP Inspection / Risk Assessment
422 S Cecelia
Sioux City, Iowa

SHEET TITLE: Property Map
Basement

DATE: 10/02/19
DRAWN BY: TS
CHECKED BY: JR
SCALE: N/A
PROJECT NO: Sioux City LHCG 2018

